

2015 JUNE AGRICULTURAL SURVEY

OMB No. 0535-0213
 Approval Expires: 6/30/2017
 Project Code: 124 QID: 090501
 SMetaKey: 2761



**United States
 Department of
 Agriculture**



**NATIONAL
 AGRICULTURAL
 STATISTICS
 SERVICE**

USDA/NASS - New York
 Northeastern Region
 4050 Crums Mill Road, #203
 Harrisburg, PA 17112-2875
 Phone: 1-800-498-1518
 Fax: 1-855-270-2719
 E-mail: NASSRFONER@nass.usda.gov

Please make corrections to name, address and ZIP Code, if necessary.

The information you provide will be used for statistical purposes only. In accordance with the Confidential Information Protection provisions of Title V, Subtitle A, Public Law 107-347 and other applicable Federal laws, your responses will be kept confidential and will not be disclosed in identifiable form to anyone other than employees or agents. By law, every employee and agent has taken an oath and is subject to a jail term, a fine, or both if he or she willfully discloses ANY identifiable information about you or your operation. Response is **voluntary**.

According to the Paperwork Reduction Act of 1995, an agency may not conduct or sponsor, and a person is not required to respond to, a collection of information unless it displays a valid OMB control number. The valid OMB control number is 0535-0213. The time required to complete this information collection is estimated to average 20 minutes per response, including the time for reviewing instructions, searching existing data sources, gathering and maintaining the data needed, and completing and reviewing the collection of information.

Segment Number: _____ **Tract letter:** _____ **County:** _____

State	Stratum	Segment	Tract
__	_____	000 _____	__ 00

OFFICE USE – CHANGE BOX	
Change = 1	785
No Change = 3	

STATE
9971
__

OFFICE USE - POID
9970
____-____-____

1. I need to make sure we have your (the operator's) correct name and **mailing** address. [Verify label if present.]

Name of Farm, Ranch, or Operation: _____

Name of Operator: _____
(First) (Middle) (Last)

Mailing Address: _____
(Route or street)

(City) (State) (ZIP Code)

Phone: (_____) _____
(Area Code)

SECTION A - OPERATION DESCRIPTION

1. On June 1, were the day-to-day decisions for this tract of land made by an individual operator, by partners, or by a hired manager? [Check one]

- Individual - [Enter 1]
- Partners - [Enter **number of partners**, including operator.]
- A hired manager - [Enter 8]

Code
9921

[If code is 1 or 8, go to Section C.]

[Landlord - tenant arrangements are not considered partnerships. If tract is operated by partners, continue.]

2. Do the partners share equally in day-to-day decisions?

- Yes** - (Consider the oldest partner the operator.)
- No** - (The partner who makes most of the day-to-day decisions is the operator.)

[Operator shown on Face Page must be the partner making the most day-to-day decisions, or the oldest partner. Make corrections if necessary.]

3. Now I need to identify by name and mailing address the other partner(s) in this operation.

[Verify partner name label.]

Name _____
 (First) (Middle) (Last)

Mailing Address _____
 (Route or Street)

_____ (_____) _____
 (City) (State) (ZIP Code) (Phone)

STATE
9973

OFFICE USE - POID
9972

[Verify partner name label.]

Name _____
 (First) (Middle) (Last)

Mailing Address _____
 (Route or Street)

_____ (_____) _____
 (City) (State) (ZIP Code) (Phone)

STATE
9975

OFFICE USE - POID
9974

[Verify partner name label.]

Name _____
 (First) (Middle) (Last)

Mailing Address _____
 (Route or Street)

_____ (_____) _____
 (City) (State) (ZIP Code) (Phone)

STATE
9977

OFFICE USE - POID
9976

[Verify partner name label.]

Name _____
 (First) (Middle) (Last)

Mailing Address _____
 (Route or Street)

_____ (_____) _____
 (City) (State) (ZIP Code) (Phone)

STATE
9979

OFFICE USE - POID
9978

SECTION C – SECTIONS TO BE COMPLETED

1. [Is **CROPS – STOCKS** box at bottom of page checked?]
 YES – [Go to **Section D.**]
 NO

2. [Is this a **new** or **previously unknown** tract operator?]
 YES – [Check **CROPS - STOCKS** box at bottom of page, then go to **Section D.**]
 NO

3. [Was this tract **nonagricultural** last year?]
 YES – [Check **CROPS - STOCKS** box at bottom of page, then go to **Section D.**]
 NO

4. [Have you changed or corrected the **operation name, operator’s name, or address** on Face Page?]
 YES – [Check **CROPS - STOCKS** box at bottom of page, then go to **Section D.**]
 NO

5. [Have you changed, corrected, or deleted any **partners’** names or addresses in **Section A, page 2?**]
 YES – [Check **CROPS - STOCKS** box at bottom of page, then go to **Section D.**]
 NO – [Go to **Section D.**]

CROPS - STOCKS

SECTION D – CROPS AND LAND USE ON TRACT

How many acres are inside this blue tract boundary drawn on the photo (map)?..... .

Now I would like to ask about each field inside this blue tract boundary and its use during 2015.

Field Number	01	02	03	04	05
1. Total acres in field	828 .	828 .	828 .	828 .	828 .
2. Crop or land use. [<i>Specify</i>]					
3. Occupied farmstead or dwelling	843 .				
4. Waste, unoccupied dwellings, buildings and structures, roads, ditches, etc.	841 .	841 .	841 .	841 .	841 .
5. Woodland NP = Not Pastured (831) P = Pastured (832) [Check (✓) type]	83_ .	83_ .	83_ .	83_ .	83_ .
	<input type="checkbox"/> NP <input type="checkbox"/> P	<input type="checkbox"/> NP <input type="checkbox"/> P	<input type="checkbox"/> NP <input type="checkbox"/> P	<input type="checkbox"/> NP <input type="checkbox"/> P	<input type="checkbox"/> NP <input type="checkbox"/> P
6. Pasture Permanent (not in crop rotation)	842 .	842 .	842 .	842 .	842 .
	Cropland (used only for pasture)	856 .	856 .	856 .	856 .
8. Idle cropland – idle all during 2015	857 .	857 .	857 .	857 .	857 .
9. Two crops planted in this field or two uses of the same crop. [Specify second crop or use.] Acres	<input type="checkbox"/> Yes <input type="checkbox"/> No	<input type="checkbox"/> Yes <input type="checkbox"/> No	<input type="checkbox"/> Yes <input type="checkbox"/> No	<input type="checkbox"/> Yes <input type="checkbox"/> No	<input type="checkbox"/> Yes <input type="checkbox"/> No
	844 .	844 .	844 .	844 .	844 .
10. Acres left to be planted	610 .	610 .	610 .	610 .	610 .
16. Winter Wheat <i>(include cover crop)</i>	540 .	540 .	540 .	540 .	540 .
17. For grain or seed	541 .	541 .	541 .	541 .	541 .
18. Rye <i>(include cover crop)</i>	547 .	547 .	547 .	547 .	547 .
19. <i>[exclude ryegrass]</i>	548 .	548 .	548 .	548 .	548 .
20. Oats <i>(include cover crop)</i>	533 .	533 .	533 .	533 .	533 .
21. For grain or seed	534 .	534 .	534 .	534 .	534 .
22. Barley <i>(include cover crop.)</i>	535 .	535 .	535 .	535 .	535 .
23. For grain or seed	536 .	536 .	536 .	536 .	536 .
24. Corn <i>[exclude popcorn and sweet corn]</i>	530 .	530 .	530 .	530 .	530 .
25. For grain or seed	531 .	531 .	531 .	531 .	531 .
29. Other uses of grains planted <i>(Abandoned, silage, green chop, etc.)</i>	Use				
	Acres
30. Hay <i>[Cut and to be cut for dry hay.]</i>	653 .	653 .	653 .	653 .	653 .
31. Alfalfa and Alfalfa Mixtures	656 .	656 .	656 .	656 .	656 .
33. Grain	654 .	654 .	654 .	654 .	654 .
33. Other Hay	345 .	345 .	345 .	345 .	345 .
33a. Haylage and greenchop only	600 .	600 .	600 .	600 .	600 .
34. Soybeans	607 .	607 .	607 .	607 .	607 .
41. Dry Edible Beans	607 .	607 .	607 .	607 .	607 .
47. Potatoes	8__ .	8__ .	8__ .	8__ .	8__ .
[Specify type – Red, White, Yellow, Russets and others]	<input type="checkbox"/> R <input type="checkbox"/> W <input type="checkbox"/> Y <input type="checkbox"/> Ru	<input type="checkbox"/> R <input type="checkbox"/> W <input type="checkbox"/> Y <input type="checkbox"/> Ru	<input type="checkbox"/> R <input type="checkbox"/> W <input type="checkbox"/> Y <input type="checkbox"/> Ru	<input type="checkbox"/> R <input type="checkbox"/> W <input type="checkbox"/> Y <input type="checkbox"/> Ru	<input type="checkbox"/> R <input type="checkbox"/> W <input type="checkbox"/> Y <input type="checkbox"/> Ru
51. Other crops	--- .	--- .	--- .	--- .	--- .

SECTION D – CROPS AND LAND USE ON TRACT

[Add all field acreages and record in **total tract acres** (item 840).]

TOTAL TRACT ACRES

Field Number		06	07	08	09	00
1.	Total acres in field	828 .	828 .	828 .	828 .	840 .
2.	Crop or land use. [Specify]					
4.	Waste, unoccupied dwellings, buildings and structures, roads, ditches, etc.	841 .	841 .	841 .	841 .	
5.	Woodland NP = Not Pastured (831) P = Pastured (832) [Check (✓) type]	83_ . <input type="checkbox"/> NP <input type="checkbox"/> P	83_ . <input type="checkbox"/> NP <input type="checkbox"/> P	83_ . <input type="checkbox"/> NP <input type="checkbox"/> P	83_ . <input type="checkbox"/> NP <input type="checkbox"/> P	
6.	Pasture Permanent (not in crop rotation)	842 .	842 .	842 .	842 .	
	Cropland (used only for pasture)	856 .	856 .	856 .	856 .	
8.	Idle cropland – idle all during 2015	857 .	857 .	857 .	857 .	
9.	Two crops planted in this field or two uses of the same crop. [Specify second crop or use.]	<input type="checkbox"/> Yes <input type="checkbox"/> No	<input type="checkbox"/> Yes <input type="checkbox"/> No	<input type="checkbox"/> Yes <input type="checkbox"/> No	<input type="checkbox"/> Yes <input type="checkbox"/> No	
	Acres	844 .	844 .	844 .	844 .	
10.	Acres left to be planted	610 .	610 .	610 .	610 .	
16.	Winter Wheat Planted (include cover crop)	540 .	540 .	540 .	540 .	
17.	For grain or seed	541 .	541 .	541 .	541 .	
18.	Rye Planted (include cover crop)	547 .	547 .	547 .	547 .	
19.	[exclude ryegrass] For grain or seed	548 .	548 .	548 .	548 .	
20.	Oats Planted and to be planted (include cover crop)	533 .	533 .	533 .	533 .	
21.	For grain or seed	534 .	534 .	534 .	534 .	
22.	Barley Planted and to be planted (include cover crop.)	535 .	535 .	535 .	535 .	
23.	For grain or seed	536 .	536 .	536 .	536 .	
24.	Corn Planted and to be planted [exclude popcorn and sweet corn]	530 .	530 .	530 .	530 .	
25.	For grain or seed	531 .	531 .	531 .	531 .	
29.	Other uses of grains planted (Abandoned, silage, green chop, etc.)	Use				
	Acres	
30.	Hay Alfalfa and Alfalfa Mixtures	653 .	653 .	653 .	653 .	
31.	[Cut and to be cut for dry hay.] Grain	656 .	656 .	656 .	656 .	
33.	Other Hay	654 .	654 .	654 .	654 .	
33a.	Haylage and greenchop only	345 .	345 .	345 .	345 .	
34.	Soybeans Planted and to be planted	600 .	600 .	600 .	600 .	
41.	Dry Edible Beans Planted and to be planted	607 .	607 .	607 .	607 .	
47.	Potatoes Planted and to be planted	8__ .	8__ .	8__ .	8__ .	
	[Specify type – Red, White, Yellow, Russets and others]	<input type="checkbox"/> R <input type="checkbox"/> W <input type="checkbox"/> Y <input type="checkbox"/> Ru	<input type="checkbox"/> R <input type="checkbox"/> W <input type="checkbox"/> Y <input type="checkbox"/> Ru	<input type="checkbox"/> R <input type="checkbox"/> W <input type="checkbox"/> Y <input type="checkbox"/> Ru	<input type="checkbox"/> R <input type="checkbox"/> W <input type="checkbox"/> Y <input type="checkbox"/> Ru	
51.	Other crops Acres planted or in use	--- .	--- .	--- .	--- .	



SECTION D – CROPS AND LAND USE ON TRACT (continued)

Acres

55. How many of the (*line 33, Section D*) **other hay acres** will be **harvested**
from **native** or **wild grasses** or **pasture** land?

655	.
-----	---



SECTION E - TOTAL ACRES OPERATED AND LAND USE

1. Now I would like to ask about the **total acres operated** under this land arrangement. Include the farmstead, all cropland, woodland, pastureland, wasteland, and government program land.

		Acres	
a. On June 1, how many acres did this operation own?	+	901	.
b. Rent or Lease from Others, or use Rent Free? (<i>Exclude Federal, State and other types of land rented or leased on an AUM basis, BLM and Forest Service.</i>)	+	902	.
(i) Are any of these acres operated on a cash rent per acre basis?			
<input type="checkbox"/> Yes = 1	<input type="checkbox"/> No = 3	Code	903

		Acres	
c. Rent or lease to others?	-	905	.
d. [Total of items 1a + 1b - 1c.] Then the total acres operated under this arrangement is:	=	900	.
e. Does this include the farmstead, all cropland, woodland, pastureland wasteland, and government program land?			
<input type="checkbox"/> Yes - [Continue.] <input type="checkbox"/> No - [Make corrections, then continue.]			

2. On June 1, 2015, did this operation pay on a **per-head** or **animal unit month (AUM)** basis for livestock to graze on any land (private, Federal, State, Indian Reservation, etc.)?

Yes - [Enter code 1 and continue.] **No** - [Enter code 3, then go to item 4.] . . .

Code
906

3. How many acres did this operation use on a **fee-per-head** or **animal unit month (AUM)** basis? (*Include private, Federal, State, railroad, Public School District, or Indian Reservation Land.*)

Acres
904
.

4. [Enumerator Action – Compare total acres operated and total tract acres in Section D.] If total acres operated are:

<input type="checkbox"/> Less than Tract Acres?	[Make corrections to tract or total acres.]
<input type="checkbox"/> Equal to Tract Acres?	[Verify tract and total acreage. Make corrections if needed.]
<input type="checkbox"/> More than Tract Acres?	[Continue. No action needed.]

		Acres	
5. Of the total acres operated , how many acres are considered cropland, including land in hay, summer fallow, idle cropland, cropland used for pasture and cropland in government programs? . . .		802	.
6. Of the total acres operated , how many acres are in the Conservation Reserve Program (CRP) or in the Wetland Reserve Program (WRP)?		911	.

Office Use
406

SECTION E - TOTAL ACRES OPERATED AND LAND USE (continued)

7. For the **Total Rented or Leased Acres reported in item 1b**, how many acres are rented/leased from others for cash and what is the cash rent/lease per acre by land type?

(Exclude:

- Rent paid on a whole farm basis,
- Land rented or leased on a share basis,
- Land rented or leased on a per head or AUM basis,
- Land rented or leased free of charge,
- Rent or lease that includes buildings, such as barns, and
- Federal, State and other types of land rented or leased on an AUM basis, (BLM and Forest Service)

- a. Non-irrigated cropland
(Include acres cut and to be cut for hay)
- b. Irrigated cropland
(Include fruit, nut, berry, vineyard, nursery and hay land)
- c. Permanent pasture, grazing or grassland.

(1) How many of the total acres are rented or leased from others for cash during the 2015 crop year?	(2) What is the cash rent/lease per acre for the 2015 crop year?
Acres	Dollars Per Acre
421	422
424	425
427	428

9. [Is the **CROPS - STOCKS BOX** checked on Page 3?]

- Yes - [Continue.] No - [Go to **Section G** - Hogs and Pigs.]

10. [Were **WHEAT, OATS, BARLEY, or RYE** reported in **Section D**, Tract Acres?]

- Yes - [Enter 1 in Code Box 161, then go to item 11.]
- No - 10a. On the **total acres operated**, was any wheat, oats, barley, or rye planted or will any be planted for any purpose for the 2015 crop year?

- Yes = 1 Don't Know = 2 No = 3

Code
161

The next questions are about crops planted this year (2015) on the **total acres operated**.

11. How many acres (including double cropped acres) were or will be planted to:

- a. **Corn** for all purposes, excluding popcorn and sweet corn?
- b. **Soybeans** for all purposes?
- d. Seedings of **new alfalfa** or **alfalfa mixtures**?
(Include mixed with a nurse crop, other forage, or direct seedings.)

Acres Planted and To Be Planted
500
504
528

SECTION E.1 - GM CROPS ON TOTAL ACRES OPERATED

The National Agricultural Statistics Service is measuring the use of **Genetically Modified (GM) Seed varieties** for the 2015 crop year. We need to know about acreage planted and to be planted with GM seed this spring or summer for the current crop year.

A few examples of GM seed varieties available are:

- **Corn** - Roundup Ready®, YieldGard®, LibertyLink®, Herculex®, Optimum® AcreRMax®, Genuity® SmartStax®, Agrisure Viptera® 3220 E-Z Refuge™
- **Soybeans** - Roundup Ready®

12. [Was any corn acreage reported in item 11a?]

- Yes** - [Continue.] **No** - [Go to item 13.]

a. How many of the corn acres for this operation were or will be planted with genetically modified: [Report each acre only once.]

- (i) stacked gene varieties? (**Include** only varieties that contain genetic resistance to both insects and herbicides including any "Refuge in a bag" (RIB) seed products. **Exclude** any acreage specifically planted for a refuge with non-Bt seed.)
- (ii) herbicide resistant only varieties? (**Exclude** non-genetically modified herbicide resistant varieties.)
- (iii) Bt only varieties? (**Include** varieties that only contain Bt gene or genes for resistance to different types of insects. **Exclude** any acreage specifically planted for a refuge with non-Bt seed.) . . .

Acres Planted and To Be Planted	
527	.
549	.
529	.

13. [Was any soybean acreage reported in item 11b?]

- Yes** - [Continue.] **No** - [Go to **Section F.**]

a. How many of the soybean acres for this operation were or will be planted with a genetically modified herbicide resistant only variety? (**Exclude** non-genetically modified herbicide resistant varieties.)

Acres Planted and To Be Planted	
595	.

Completion Code for GM Crops for Section E.1	
1 - Incomplete, has GM crops listed	688
2 - Incomplete, presence of GM crops listed is unknown.	
3 - Valid Zero	

SECTION F - GRAINS AND OILSEEDS IN STORAGE ON ENTIRE OPERATION

1. On June 1, what was the **Storage Capacity** of all structures normally used to store **Whole Grains** or **Oilseeds** on the total acres operated? bushels

Capacity
808

Please account for whole grains, and oilseeds stored June 1 on the total acres operated, whether for feed, seed or sale. They may have belonged to you or someone else, or been stored under a government program (loan, farmer owned reserve, or CCC).

2. On June 1, were any of the following crops on hand or stored on this operation from 2014 and earlier crop years:

No Yes

- | | | | |
|--|--------------------------|--------------------------|-----------------------------|
| a. Dry Whole Grain Corn? | <input type="checkbox"/> | <input type="checkbox"/> | How many bushels? |
| b. High Moisture Whole Grain Shelled Corn? | <input type="checkbox"/> | <input type="checkbox"/> | How many bushels? |
| | | | OR |
| | | | How many tons? |
| c. Soybeans? | <input type="checkbox"/> | <input type="checkbox"/> | How many bushels? |
| d. Wheat, including all types?
(winter, durum, and spring). | <input type="checkbox"/> | <input type="checkbox"/> | How many bushels? |
| e. Barley? | <input type="checkbox"/> | <input type="checkbox"/> | How many bushels? |
| f. Oats? | <input type="checkbox"/> | <input type="checkbox"/> | How many bushels? |

Amount on Hand June 1 from 2014 and Earlier Crop Years
119
120
116
125
126
124
123

3. Were any of the stocks on hand reported in Item 2 (above), new crop from the 2015 harvest?

Yes - [Correct Item 2 to exclude all 2015 crop stocks, then continue.]

No - [Continue.]

Completion Code for Stocks	
1 – Incomplete, Has Stocks	141
2 – Incomplete, Stocks Presence Unknown	
3 – Valid Zero	

SECTION G - HOGS AND PIGS

1. On **June 1**, did this operation **own** or **raise** any hogs or pigs, regardless of location?
(*Include hogs or pigs being raised under contract for you by someone else.*)

Yes - [Go to item 2.]

No - 1a. Will anyone **raise** hogs or pigs on this operation at any time between now and December 1, 2015?

- Yes = 1**
- Don't Know = 2**
- No = 3**

Enter code, then go to **Section H**

Code

492

Hogs on The Total Acres Operated

2. On **June 1**, how many hogs and pigs were on the **total acres operated**?

(*Include sows, gilts, boars, market hogs, unweaned pigs and hogs no longer used for breeding.*)

Head

324

[If no hogs are on the total acres operated, go to item 4.]

3. Are any of the [item 2] hogs or pigs **owned by someone else**?

Head

322

Yes - 3a. How many hogs and pigs **owned** by someone else were on this operation on **June 1**?

3b. Who **owns** the hogs and pigs?

3c. Is this hog owner a contractor?

Yes

No

(Owner's Name, Address, & Phone Number)

Name _____

Address _____

City, St., Zip _____

Phone _____

No - [Continue.]

STATE

6326

Office Use for Paid

327

Hogs Owned By This Operation

4. On **June 1**, how many hogs and pigs did this operation **own** regardless of location?

(*Include hogs or pigs being raised under contract for you by someone else.*)

Head

300

[If no hogs owned, go to Section H.]

5. Are any of these [item 4] hogs located on someone else's land or hog facility?

Yes - 5a. On whose land or hog facility are these hogs located?

Name _____

Address _____

City, St., Zip _____

Phone _____

No - [Continue.]

6. Have you **raised** hogs or pigs under any other business name during the last 12 months?

Yes - 6a. What is the other name?

Name _____

Address _____

City, St., Zip _____

Phone _____

No - [Continue.]

Office Use

326

SECTION H - TOTAL CATTLE AND CALVES

1. On **June 1**, were any **cattle and calves**, regardless of ownership, on the total acres operated?
 (Cattle and calves on grazing land leased on a **fee per head** or **animal unit month (AUM)** basis should be included by the cattle owner, excluded by the land owner.)

Yes - [Continue with **item 2.**]

No - 1a. Were any cattle or calves on the total acres operated, at any time, during the period of January 1, 2015 through May 31, 2015?

Yes - [Enter 1 in code Box 493, then go to item 6.]

No - Will there be any cattle or calves on the total acres operated from now through **December 31, 2015**?

Yes = 1

Don't Know = 2

No = 3



Enter code, then go to **Section I**

Code

493

2. Of the total number of cattle and calves on hand June 1, how many were:

a. Beef cows, including beef heifers that had calved?

b. Milk cows, including any dry cows? (Exclude any heifers not yet freshened.)

c. Bulls weighing 500 pounds or more?

d. Heifers that had not calved, weighing 500 pounds or more:

(i) for beef cow replacement?

(ii) for milk cow replacement?

(iii) other heifers 500 pounds or more?

e. Steers weighing 500 pounds or more?

f. Heifer, steer, and bull calves weighing less than 500 pounds, including newborn calves?

Head

351	+
352	+
353	+
354	+
355	+
356	+
357	+
358	+
350	=

3. **[Add items 2a through 2f.]**

Then the total cattle and calves on hand June 1 was:

Is that correct? [If not, make corrections.]

Cattle and Calves On Feed

We need to know about the cattle and calves **on feed** for the slaughter market. Their ration would include grain, silage, hay, or protein supplement.

- **Include** cattle being fed by you for others.
- **Exclude** any of your cattle being custom fed in feedlots operated by others.
- **Exclude** cattle being "backgrounded only" for sale as feeders, for later placement on feed in another feedlot, or to be returned to pasture.
- **Exclude** "cows and bulls" on feed.

4. How many **cattle and calves** were **on feed** June 1 that will be shipped **directly** from your feedlot to the slaughter market?

Head

652

Calf Crop for 2015

(Calves born on grazing land leased on a **fee per head** or **animal unit month (AUM)** basis should be included by the cattle owner, excluded by the land owner.)

5. Of the **cows and heifers** on the total acres operated on June 1, how many are **expected to calve** during the period June 1 through December 31, 2015?

6. Of the **calves born** on the total acres operated during the period January 1 through May 31, 2015, how many: (**Exclude calves purchased.**)

a. were **on hand** June 1?

b. were **sold, moved off** the total acres operated, or **slaughtered** before June 1?

c. had **died** before June 1? (**Exclude calves born dead.**)

7. **[Add items 6a through 6c]**

Then the **total calves born** January 1 through May 31, 2015 was:

Head

361	
363	+
364	+
365	+
362	=

SECTION I – SHEEP AND LAMBS

1. On June 1, 2015, were any **sheep or lambs**, regardless of ownership, on the total acres operated?
(**Include Barbados and all hair breed sheep. Sheep and lambs on grazing land leased on a fee per head or animal unit month (AUM) basis should be included by the sheep owner, excluded by the land owner.**)


Yes - [Continue with **item 2**.]

No - 1a. Were any sheep or lambs on the total acres operated, at any time, during the period of January 1, 2015 through May 31, 2015?

Yes - [Enter **1** in code Box 494, then **go to Section J**.]

No - Will there be any sheep or lambs on the total acres operated from now through **December 31, 2015**?

- Yes = 1**
- Don't Know = 2**
- No = 3**



Enter code, then go to **Section J**

Code

494

Head

280

2. On June 1, 2015, how many sheep and lambs, regardless of ownership, were on the total acres operated?

SECTION J - GOATS AND KIDS

1. On June 1, 2015, were any **Goats or Kids**, regardless of ownership, on the total acres operated?


Yes - [Continue with item 2.]

No - 1a. Were any Goats or Kids on the total acres operated, at any time, during the period of January 1, 2015 through May 31, 2015?

Yes - [Enter 1 in code Box 1171, then **go to Section K.**]

No - Will there be any Goats or Kids on the total acres operated from now through **December 31, 2015**?

- Yes = 1**
- Don't Know = 2**
- No = 3**



Enter code, then go to **Section K**

Code

1171

2. Of the Goats and Kids on this operation on June 1, 2015, how many were:
(**Report based on utilization regardless of breed**)

Head

a. **Angora** goats?

1179

b. **Milk** goats?

1185

c. **Meat and Other** goats?

1191

SECTION K - EQUINE

1. On June 1, were there any **horses, ponies, mules, donkeys or burros**, regardless of ownership, on the total acres operated?

- Yes** - [Continue with **item 2**.]
- No** - [Go to **Section L**.]

	Horses and Ponies	Mules, Donkeys or Burros
2. On June 1, how many [species] regardless of ownership, were on the total acres operated?..... Number	209	208
3. How many of the (item 2) [species] does this operation own?..... Number	211	212

4. Do you (the operator) consider this operation primarily: [Enter code then go to **Section L**]

- a farm or ranch?..... [Enter Code 1.]
- a boarding, training or riding facility (**including** recreational places)?..... [Enter Code 2.]
- a breeding service place?..... [Enter Code 3.]
- a place to keep horses, ponies, or other equine for personal use?..... [Enter Code 4.]
- Other? - Specify: _____ [Enter Code 5.]

Code
213

SECTION L - OTHER AGRICULTURAL INFORMATION

AGRICULTURAL LABOR

1. During 2015, will this operation have anyone on the payroll to do agricultural work?
(**Include** full-time and part-time workers, paid family members, and hired managers. **Exclude** contract labor.)

Yes = 1 **Don't Know = 2** **No = 3**

Code

990

[If Yes] 1a. What will be (was) the largest number, including paid family members,
on the payroll on any one day?

Number

989

SECTION M - LAND VALUES

Tract Acres – Value Per Acre

Now I would like to ask about the market value of the land **inside** the blue tract boundary. By “market value,” I mean the value at which the land could be sold under current market conditions.

[Show photo and refer to fields recorded in **Section D**.]

- 1. For the (**Section D**) acres reported within this **blue boundary**, I need your best estimate of the market value of these acres by type of land. This value should exclude the value of all dwellings and buildings.

[√ if reported in **Section D**.]

Dollars Per Acre

- a. Cropland? (Include fruit, nut, berry, vineyard and nursery land.).....
- d. Permanent pasture, grazing or grassland?.....

410
413

- 2. What is the most likely use of this land if it were sold under current market conditions for the value reported above? [Enter code.]

- Agricultural Use Only. [Enter Code 1.]
- Immediate Development (Residential or Commercial). [Enter Code 2.]
- Expected Future Development (Residential or Commercial). [Enter Code 3.]
- Other (Specify: _____). [Enter Code 4.]

Code
438

Entire Farm - Total Value of Land and Buildings

The following questions relate to the **total acres** you own or operate. Include all land both inside and outside the blue tract boundary. Include all land, dwellings, barns and other buildings for the (**Section E**) **total acres operated** that you reported earlier.

Total Value

- 3. What is your best estimate of the total market value of all the land and buildings **owned**?.....
- 4. What is your best estimate of the total market value of all the land and buildings **rented or leased from others**?.....
- 5. What is your best estimate of the total market value of all the land and buildings **rented or leased to others**?.....
- 6. Which of the following best describes the change in the total market value of all the land and buildings in your operation since June 1, 2014?

432
433
434

- Increase = 1** - [Enter Code 1 then go to item a.]
- Decrease = 2** - [Enter Code 2 then go to item a.]
- No Change = 3** - [Enter Code 3 then go to **Section N**.]

Code
518

- a. What percent change best describes the **increase or decrease** in the total market value of all the land and buildings in your operation since June 1, 2014?.....

Percent
519

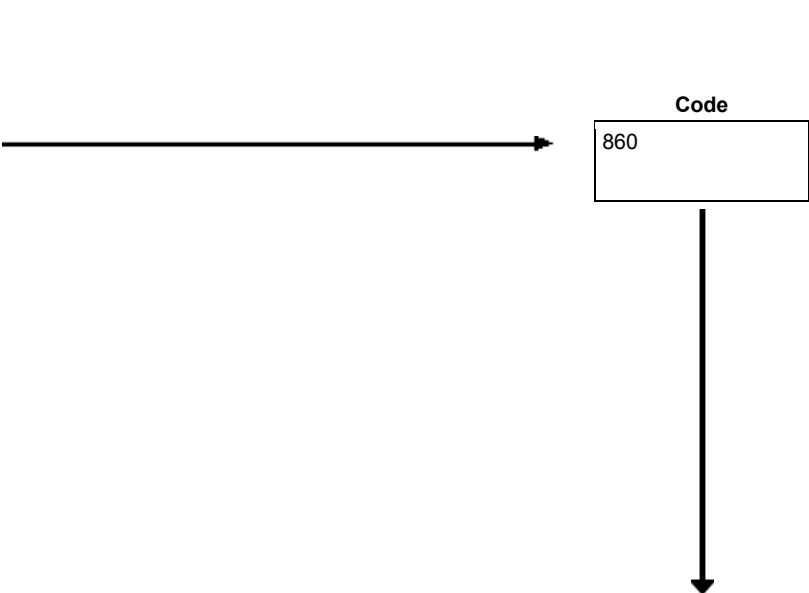
SECTION N - ECONOMIC DATA ON ENTIRE OPERATION

Now I would like to classify the total acres operated on June 1 in terms of total gross value of sales.
[Be sure sales represent only **2014 and earlier years' production** from acres operated in Section E.]
[Show respondent the Sales Card.]

- Considering:**
- Sales of all crops, livestock, poultry, and livestock products (*milk, eggs, etc.*) sold in 2014.
 - The value of product removed for all crops, livestock, and poultry produced under contract in 2014.
 - Sales of all miscellaneous agricultural products in 2014.
 - All government agricultural payments received in 2014.
 - Landlord's share of government payments and crops sold in 2014.

1. What code represents the total gross value of sales, including government agricultural payments?

Total Value	Code
'None' during 2014.	99 <input type="checkbox"/>
\$ 1 --- \$ 999	1 <input type="checkbox"/>
\$ 1,000 --- \$ 2,499	2 <input type="checkbox"/>
\$ 2,500 --- \$ 4,999	3 <input type="checkbox"/>
\$ 5,000 --- \$ 9,999	4 <input type="checkbox"/>
\$ 10,000 --- \$ 24,999	5 <input type="checkbox"/>
\$ 25,000 --- \$ 49,999	6 <input type="checkbox"/>
\$ 50,000 --- \$ 99,999	7 <input type="checkbox"/>
\$ 100,000 --- \$ 249,999	8 <input type="checkbox"/>
\$ 250,000 --- \$ 499,999	9 <input type="checkbox"/>
\$ 500,000 --- \$ 999,999	10 <input type="checkbox"/>
\$ 1,000,000 --- \$ 2,499,999	11 <input type="checkbox"/>
\$ 2,500,000 --- \$ 4,999,999	12 <input type="checkbox"/>
\$ 5,000,000 and over	13 <input type="checkbox"/>



[Enumerator Action Box]

Is Sales Code in Code Box 860 equal to '1' or '99'?

Yes - [Go to Point Recording Sheet, page 19.]

No - [Go to item 2, page 20.]

SECTION N - ECONOMIC DATA ON ENTIRE OPERATION (continued)

POINT RECORDING SHEET

ENUMERATOR ACTION: [Record all 2015 crops, land uses, and livestock or poultry now on the total acres operated, then go to item 2.]

Cropland	Acres
Abandoned Crops.....	022 .
Cover Crops.....	023 .
CRP/WRP.....	Section E
Idle Cropland.....	025 .
Summer Fallow.....	026 .
_____	027 .

Government Payments	Whole Dollars
CRP/WRP Payments.....	028
Other Gov't Payments.....	029

Pasture/Rangeland	Acres
Cropland used only for Pasture.....	030 .
Permanent Pasture.....	031 .
Woodland Pasture.....	032 .

Field Crops Intended for Harvest	Acres
Barley.....	033 .
Corn.....	034 .
Cotton.....	035 .
Dry Beans.....	036 .
Dry Southern Peas (Cowpeas).....	037 .
Flaxseed.....	038 .
Lentils.....	039 .
Oats.....	040 .
Peanuts.....	041 .
Peas, Dry Edible.....	042 .
Potatoes.....	043 .
Rice.....	044 .
Rye.....	045 .
Sorghum.....	046 .
Soybeans.....	047 .
Sugarbeets.....	048 .
Sugarcane.....	049 .
Sunflowers.....	052 .
Sweet Potatoes/Yams.....	053 .
Tobacco.....	054 .
Wheat.....	055 .
_____	056 .

Hay	Acres
Alfalfa.....	057 .
Grain.....	058 .
Other.....	059 .
Woodland Crops	Acres
Cut Christmas Trees... ..	060 .
Maple (Number of Taps).....	076 .
Short Rotation Woody Crops.....	078 .
_____	079 .

Indoor Nursery	Square Feet
Mushrooms.....	134
_____	135

Outdoor Nursery	Acres
_____	136 .

Fruits/Nuts	Acres
Almonds.....	137 .
Apples.....	154 .
Cherries.....	155 .
Grapefruit.....	156 .
Grapes.....	157 .
Olives.....	158 .
Oranges.....	200 .
Peaches.....	201 .
Pears.....	202 .
Pecans.....	203 .
_____	204 .

Berries	Acres
Blueberries.....	205 .
Cranberries.....	206 .
Raspberries.....	210 .
Strawberries.....	293 .
_____	294 .

Vegetables/Melons	Acres
Cantaloupes.....	296 .
Cucumbers.....	297 .
Lima Beans.....	298 .
Peas (green).....	299 .
Pumpkins.....	301 .
Snap Beans.....	302 .
Sweet Corn.....	303 .
Tomatoes.....	304 .
_____	305 .

Livestock	Number
Bees (colonies).....	306
Bison.....	307
Cattle: Milk Cows.....	Section H
Cattle: All Other.....	Section H
Chickens/Broilers.....	310
Deer.....	311
Ducks.....	312
Elk.....	313
Emus.....	314
Geese.....	331
Goats.....	Section J
Hogs.....	Section G
Horses/Ponies.....	Section K
Alpacas/Llamas.....	335
Mink.....	748
Mules/Donkeys/Burros.....	Section K
Ostriches.....	750
Quail.....	751
Rabbits.....	752
Sheep.....	Section I
Turkeys.....	754
_____	755
Aquaculture	Number
Acres of ponds in use.....	756 .
Fish (number).....	757
Fish (pounds).....	758
Trout Eggs.....	759
_____	760

SECTION N - ECONOMIC DATA ON ENTIRE OPERATION (continued)
TYPE OF FARM

2. [Refer to Sales Card] Of the farm income reported, which of these categories represents the largest portion of the gross income from the operation?
[If no income reported in 2014, which category best describes the type of operation.]

- 1 - **Grains, Oilseeds, Dry Beans, and Dry Peas** 1
(corn, flaxseed, grain silage and forage, grains and oilseeds, popcorn, rice, small grains, sorghum, soybeans, sunflowers, straw, etc.)
- 2 - **Tobacco** 2
- 3 - **Cotton and Cottonseed** 3
- 4 - **Vegetables, Melons, Potatoes and Sweet Potatoes** 4
(beets, cabbage, cantaloupes, pumpkins, sweet corn, tomatoes, watermelons, vegetable seeds, etc.)
- 5 - **Fruit, Tree Nuts and Berries** 5
(almonds, apples, blueberries, cherries, grapes, hazelnuts, kiwifruit, oranges, pears, pecans, strawberries, walnuts, etc.)
- 6 - **Nursery, Greenhouse, Floriculture and Sod** 6
(bedding plants, bulbs, cut flowers, flower seeds, foliage plants, mushrooms, nursery potted plants, shrubbery, sod, etc.)
- 7 - **Cut Christmas Trees and Short Rotation Woody Crops** 7
- 8 - **Other Crops, Hay, CRP and Pasture** 8
(grass seed, hay and grass silage, hops, maple syrup, mint, peanuts, sugarcane, sugarbeets, CRP, etc.)
- 9 - **Hogs and Pigs** 9
- 10 - **Milk and Other Dairy Products from cows** 10
- 11 - **Cattle and Calves** 11
(beef and dairy cattle for breeding stock, fed cattle, beef and dairy cull animals, stockers and feeders, veal calves, etc.)
- 12 - **Sheep, Goats, and their Products** 12
(wool, mohair, milk and cheese)
- 13 - **Horses, Ponies, and Mules** 13
(burros and donkeys)
- 14 - **Poultry and Eggs** 14
(broilers, chickens, turkeys, ducks, eggs, emus, geese, hatchlings, ostriches, pigeons, pheasants, quail, poultry products, etc.)
- 15 - **Aquaculture** 15
(catfish, trout, ornamental and other fish, mollusks, crustaceans, etc.)
- 16 - **Other Animals and Other Animal Products** 16
(bees, honey, rabbits, fur-bearing animals, semen, manure, other animal specialties, etc.)

Code
862

SECTION O - COMPUTER USE

The next group of questions relate to computer use on your farm. These questions will help us measure trends and changes in computer use in farm business.

[Check (✓) Response and Enter code.]

		Code
1. Do you (the operator) have access to a computer?	<input type="checkbox"/> Yes = 1 [Enter code and continue.] <input type="checkbox"/> Don't Know = 2 [Enter code then go to item 4.] <input type="checkbox"/> No = 3 [Enter code and go to item 4.]	981
2. Do you (the operator) own or lease a computer?	<input type="checkbox"/> Yes = 1 <input type="checkbox"/> Don't Know = 2 <input type="checkbox"/> No = 3	980
3. Do you (the operator) use the computer for farm business purposes?	<input type="checkbox"/> Yes = 1 <input type="checkbox"/> Don't Know = 2 <input type="checkbox"/> No = 3	982
4. Do you (the operator) have access to the Internet, or have you had access in the last 12 months?	<input type="checkbox"/> Yes = 1 [Enter code then go to item 4a.] <input type="checkbox"/> Don't Know = 2 [Enter code then go to Section P.] <input type="checkbox"/> No = 3 [Enter code then go to Section P.]	983
a. What was the primary method of accessing the Internet in the last 12 months?	<input type="checkbox"/> Dialup = 1 <input type="checkbox"/> DSL = 2 <input type="checkbox"/> Cable = 3 <input type="checkbox"/> Satellite = 4 <input type="checkbox"/> Wireless = 5 <input type="checkbox"/> Other = 6 <input type="checkbox"/> Don't Know = 7	Code 931
b. Did you (the operator) purchase agricultural inputs over the Internet in the last 12 months? (Seed, fertilizer, chemicals, veterinarian supplies, feed, machinery, replacement parts, farm supplies, office equipment, etc.)	<input type="checkbox"/> Yes = 1 <input type="checkbox"/> Don't Know = 2 <input type="checkbox"/> No = 3	Code 984
c. Did you (the operator) conduct agricultural marketing activities over the Internet in the last 12 months? (Direct sales of commodities, on-line crop and livestock auctions, on-line market advisory services, commodity price tracking, etc.)	<input type="checkbox"/> Yes = 1 <input type="checkbox"/> Don't Know = 2 <input type="checkbox"/> No = 3	Code 985
d. Did you (the operator) use the Internet to access National Agricultural Statistics Service (NASS) reports in the last 12 months?	<input type="checkbox"/> Yes = 1 <input type="checkbox"/> Don't Know = 2 <input type="checkbox"/> No = 3	986
e. Did you (the operator) use the Internet to access other USDA reports and research information or other USDA services in the last 12 months?	<input type="checkbox"/> Yes = 1 <input type="checkbox"/> Don't Know = 2 <input type="checkbox"/> No = 3	Code 988
f. Did you (the operator) use the Internet to access any other Federal government Web site in the past 12 months?	<input type="checkbox"/> Yes = 1 <input type="checkbox"/> Don't Know = 2 <input type="checkbox"/> No = 3	993

SECTION O – COMPUTER USE (continued)

These last three questions will measure use of the Internet to conduct agricultural business with the Federal government and Internet usage for conducting non-agricultural business.

[Check (✓) Response and Enter code.]

5. Did you (the operator) use the Internet to conduct agricultural business with any USDA Web site in the past 12 months? (Use USDA Service Center eForms, Access your USDA Customer Statement, etc.)

<input type="checkbox"/> Yes = 1 <input type="checkbox"/> Don't Know = 2 <input type="checkbox"/> No = 3
--

Code
970

6. Did you (the operator) use the Internet to conduct agricultural business with any **other** Federal government Web site in the last 12 months? (Apply for Federal Disaster Relief, etc.)

<input type="checkbox"/> Yes = 1 <input type="checkbox"/> Don't Know = 2 <input type="checkbox"/> No = 3
--

Code
971

7. Did you (the operator) use the Internet to conduct any non-agricultural business in the last 12 months? (Make airline reservations, order gifts/services, etc.)

<input type="checkbox"/> Yes = 1 <input type="checkbox"/> Don't Know = 2 <input type="checkbox"/> No = 3
--

Code
932

SECTION P - OPERATOR CHARACTERISTICS

1. **Age of operator as of December 31, 2014?**
[Check age of operator and enter code.]

- Less than 25 years. = 1
- 25 - 34 years. = 2
- 35 - 44 years. = 3
- 45 - 54 years. = 4
- 55 - 64 years. = 5
- 65 years and over. = 6

Code

821

2. **Ethnicity of operator?** [Check (√) one.]

- Hispanic or Latino = 1
- Not Hispanic or Latino = 3

Code

822

3. **Race of operator?** [Check (√) one or more.]

- White. = 1
- Black or African American = 2
- American Indian or Alaska Native (*Specify tribe:* _____) = 3
- Asian. = 4
- Native Hawaiian or Other Pacific Islander = 5

Code

823

4. **Sex of operator?** [Complete from observation.]

- Male = 1
- Female = 2

Code

824

SECTION R - CONCLUSION

Survey Results: To receive the complete results of this survey on the release date, go to www.nass.usda.gov/results/.

Would you rather have a brief summary mailed to you at a later date? **Yes** **No**

9990

COMMENTS:

Respondent Name: _____	9911 Phone: (_____) _____	9910 MM DD YY Date: ____ ____ ____
------------------------	--------------------------------	---

This completes the survey. Thank you for your help.

OFFICE USE												
Response		Respondent		Mode		Enum.	Eval.	Optional Use				
1-Comp	9901	1-Op/Mgr	9902	1-Mail	9903	9998	9900	9907	9908	9906	9916	9931
2-R		2-Sp		2-Tel								
3-Inac		3-Acct/Bkpr		3-Face-to-Face								
4-Office Hold		4-Partner		4-CATI								
5-R – Est		9-Oth		5-Web								
6-Inac – Est				6-e-mail								
7-Off Hold – Est				7-Fax								
				8-CAPI								
				19-Other								
S/E Name _____												